Controlled document
Pivexin Technology Sp. z o.o.

MS17HD6P4050

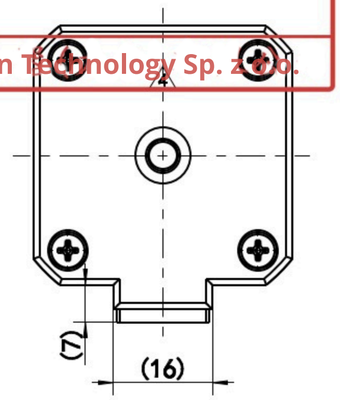

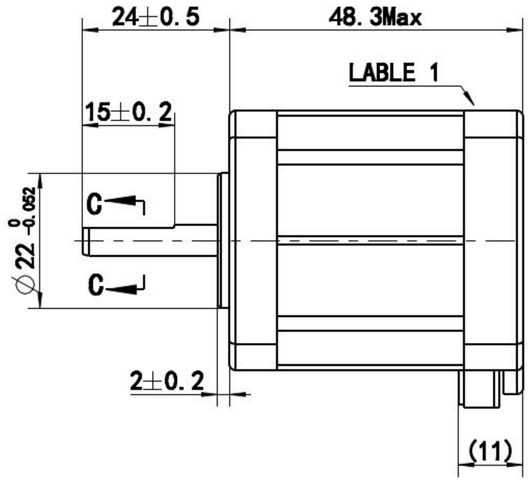

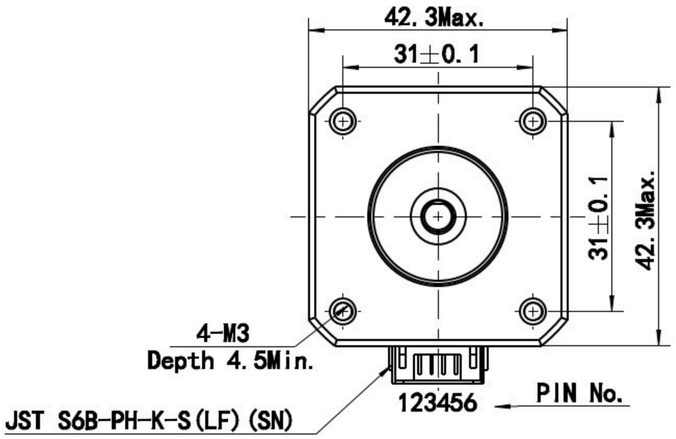

Wiring Diagram

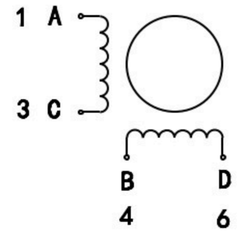

Exciting Sequence vs. Direction of Rotation

STEP	A	B	C	D
1	+	+	−	−
2	−	+	+	−
3	−	−	+	+
4	+	−	−	+

CW ↓ CCW ↑

Clockwise view from mounting side

Hybrid Stepping Motor Specifications		
1. Number of Phase	2	
2. Step Angle	1.8°	
3. Rated Voltage	12 V DC	
4. Rated Current	0.5 Amp	
5. Holding Torque	0.67 Nm Typ. (Two phase on/rated current)	△1
6. Phase Resistance	24 ohm±10% (20℃)	
7. Phase Inductance	53 mH±20%(1kHz 1V rms)	△1
8. Rotor Interia	82 gcm^2	
9. Motor Weight	0.36 kg	
10. Insulation Class	B (130℃)	

C-C(3:1)

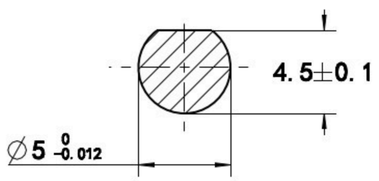

△4 △3 △2 △1 Label Detail (2:1)

XXXXXXXX-Work order
XXXX-Serial number

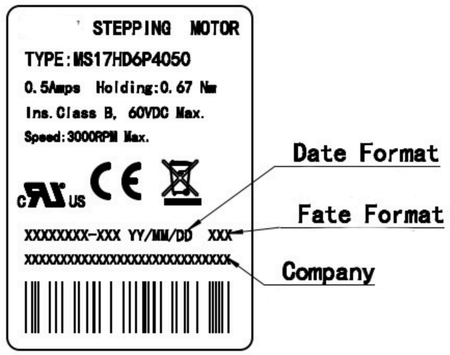

REV.	REVISION RECORD	DATE
C2	ECR:24-1127;There are 2 positions △4	2024.07.11
C1	ECR:23-317 △3	2023.03.29
C0	Update nameplate △2	2017.04.24
B0	620mNm, 52mH, change the nameplate △1	2013.01.24
A0	Original revision	2011.07.18

Unit:mm
First angle method

Tolerances for linear and angular dimensions without individual tolerance indications
GB/T 1804-m eqv ISO 2768-1:m

Geometrical tolerance for features without individual tolerance indications
GB/T 1184-K eqv ISO 2768-2:K

UNLESS OTHERWISE SPECIFIED	NAMES	SIGNATURE	DATE
Approve			
Standardize			
Process Review			
Check			
Design			

PIVEXIN TECHNOLOGY

Drawing No: 4611110008902 | Rev. C2 | SCALE: 1:1 | Sheet 1 of 1